




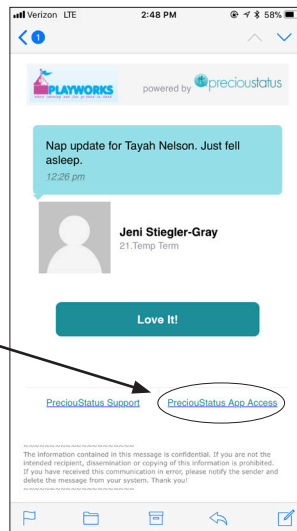
PreciouStatus How-To's

CREATE AN ACCOUNT: Parents/guardians sign up for PreciouStatus at Playworks using an email for updates to be sent to. Once the first update is made on your child, you will receive an email with instructions on how to create an account.

1. HOW DO I GET ACCESS TO THE FREE PARENT APP?

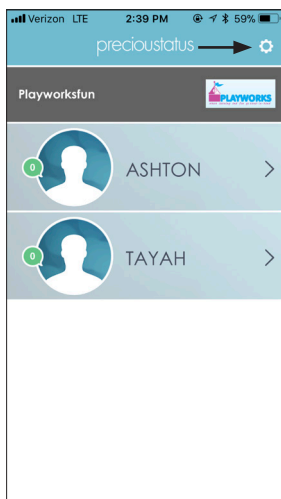
You cannot create a username or password until you receive an email update.

- I. Your child's caregiver/teacher will begin sending updates that will come through to your email. Please check all inboxes (inbox, junk, clutter).
- II. Select the "PreciouStatus App Access" link and follow the instructions to create an app account.
- III. After creating an account, go into the Apple App Store or the Google Play Store and download the free "PreciouStatus" app onto your mobile device, logging in with the information from step two.

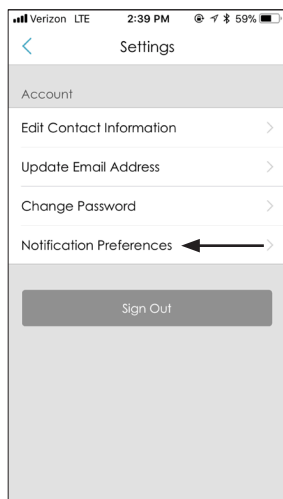


SET NOTIFICATIONS: When a parent/guardian wants to change their notification settings on their mobile device, they can follow the instructions below to turn off notifications, choose specific notifications, choose only email notifications, or other.

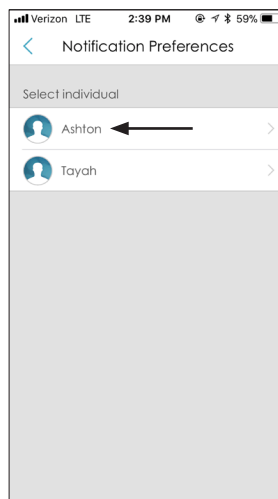
2. I ONLY WANT TO RECEIVE UPDATES THROUGH THE APP, HOW DO I STOP RECEIVING EMAIL UPDATES?



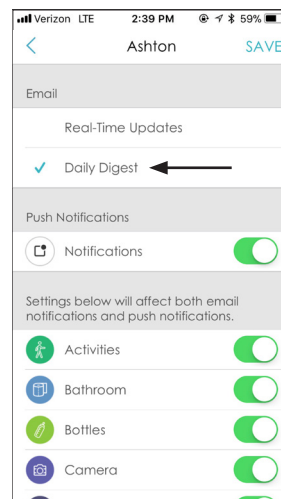
STEP 1.
SELECT SETTINGS



STEP 2.
SELECT NOTIFICATION
PREFERENCES



STEP 3.
SELECT CHILD



STEP 4.
SELECT "DAILY DIGEST"

You can choose which notifications you would like to receive from the app. Any button that is green will send you a notification on that event.

playworksfun.com

2200 Trail of Dreams • Prior Lake, MN 55372 • 952.445.PLAY (7529)
SMSC Infant and Toddler Classroom • 2330 Sioux Trail • Prior Lake, MN 55372 • 952.496.6124

Owned and Operated by the Shakopee Mdwakanton Sioux Community



How to Change Your Cellular Data and Notifications on Your iPhone

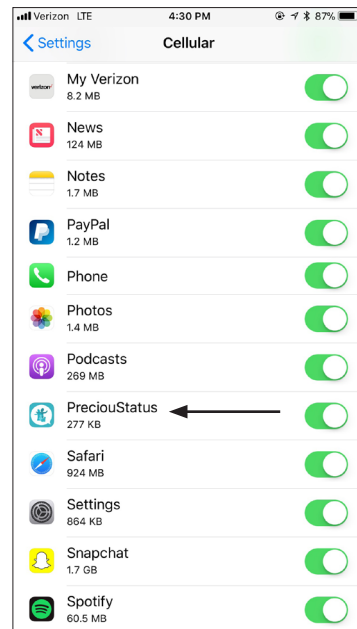


TO CHANGE YOUR CELLULAR DATA ON YOUR iPhone:

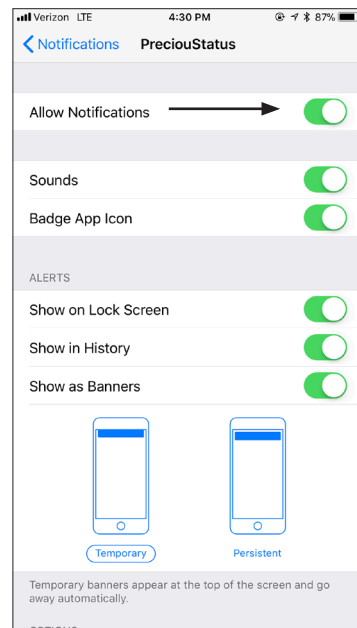
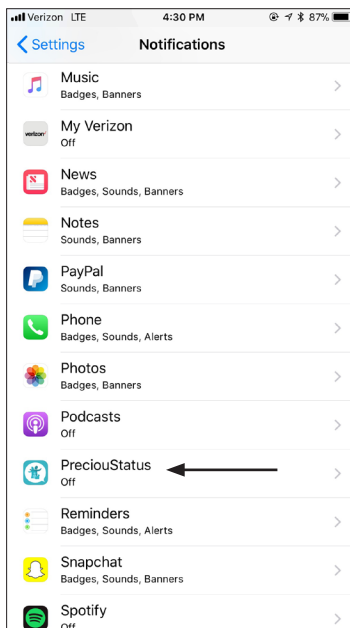
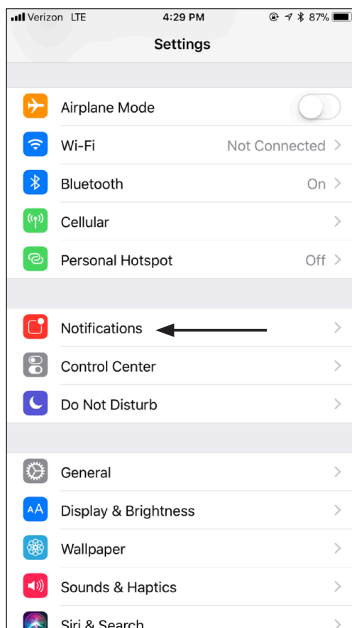
Go to the settings on your phone.

Find "Cellular" and select it.

Scroll down to find "PreciouStatus." If this button is green as shown in the picture to the right, the application will use data whether you are connected to Wi-Fi or not. To turn this off, press the button so it turns white. You will no longer be able to receive updates outside of Wi-Fi, and it will no longer use data.



TO CHANGE NOTIFICATIONS on your phone, go to "Settings," "Notifications," press "PreciouStatus," and choose if you would like notifications. If the button is green, your phone will send you notifications when there is an update on the application.



playworksfun.com

2200 Trail of Dreams • Prior Lake, MN 55372 • 952.445.PLAY (7529)
SMSC Infant and Toddler Classroom • 2330 Sioux Trail • Prior Lake, MN 55372 • 952.496.6124
Owned and Operated by the Shakopee Mdewakanton Sioux Community

Form #PWPRECHOW0118